





Visa Documents Checklist

Temporary Protection visa (subclass 785)



Pathway Education & Visa Services

 suit 5.14, Level 5
365 Little Collins St,
MELBOURNE, VICTORIA - 3000, AUSTRALIA

 0401561481

 info@pathwayeducation.com.au

 www.pathwayeducation.com.au

🕒 Visa Application Forms

> Application for a protection visa [Form 866]

 Required  Original

You must include these documents in your application: • the online application form in ImmiAccount, or • Form 866 Application for a protection visa You must provide all relevant documents and attach the relevant fees to pay the visa application charge when you apply.

> UNHCR disclosure consent form

 Recommend  Original

Complete the UNHCR disclosure consent form and attach it to your application.

🕒 Applicant's Personal Details

> Passport

 Required  Original

Current passport all Pages are required. Also include expired passports (showing your photograph)

> National Identity Document

 Recommend  Original

All applicants must provide a valid and current National Identity Card.

🕒 Evidence of Change of Name

> Marriage Certificate or Deed Poll Certificate (Proof of change of name)

 Recommend  Original

If anyone in the application has changed his or her name, certified copies of documents verifying the name change. This might include a marriage or deed poll certificate or a certified copy of evidence of the name change.

🕒 Visa Documents

> Claims for Protection

 Required  Original

You must answer all the questions on the application form about your claims for protection. If you don't have enough space, you can submit additional information and attach it to the application. When preparing your claims for protection, you should think about the following questions: • What country are you seeking protection from? • Why did you leave that country? • Why are you unable to return to that country? • Have you experienced harm in that country? If so, what is the harm you have experienced? • Who caused the harm to you? • What do you fear might happen to you if you return to that country? • Why do you think this will happen to you if you return? • Is there an area in that country where you would not be harmed? Would you be able to relocate there? • Are the authorities in your country able to protect you? • When did you leave your home country? • How did you get to Australia? We will use this information to assess whether you engage Australia's protection obligations. If you are registered with the United Nations High Commissioner for Refugees (UNHCR) and have been assessed by the UNHCR, you need to give us consent to contact them about your claims.

> Visas and Residence Permits

 Recommend  Certified

You should provide with your application any documents or evidence that you think will support your claims for protection.

Character Documents

> Overseas Police Clearance Certificate

 Recommend  Original

DO NOT arrange the police checks until advised by the Department of Home Affairs (DHA). Department will advise you if they require your Police Certificates. If required, please provide: 1) An overseas police certificate from every country, including your home country, where you spent a total of 12 months or more in the last 10 years since you turned 16 2) Military service records or discharge papers if you served in the armed forces of any country

Health Assessment

> Medical Examination

 Required  Original

The results of your health assessment are usually valid for 12 months. If we ask you to sign a health undertaking, they are valid for 6 months.

Other Documents

> Curriculum Vitae or Resume

 Recommend  Original

Your curriculum vitae or résumé should include full employment and educational history, including dates and positions held.

SECONDARY APPLICANT

Applicant's Personal Details

> Passport

 Required  Original

Current passport all Pages are required. Also include expired passports (showing your photograph)

> National Identity Document

 Recommend  Original

All applicants must provide a valid and current National Identity Card.

🕒 Evidence of Change of Name

> Marriage Certificate or Deed Poll Certificate (Proof of change of name) Recommend Original

If anyone in the application has changed his or her name, certified copies of documents verifying the name change. This might include a marriage or deed poll certificate or a certified copy of evidence of the name change.

🕒 Character Documents

> Overseas Police Clearance Certificate Recommend Original

DO NOT arrange the police checks until advised by the Department of Home Affairs (DHA). Department will advise you if they require your Police Certificates. If required, please provide: 1) An overseas police certificate from every country, including your home country, where you spent a total of 12 months or more in the last 10 years since you turned 16 2) Military service records or discharge papers if you served in the armed forces of any country

🕒 Relationship Document

> Marriage Certificate or Divorce Certificate or Separation Document or Statutory Declaration or Death Certificate Recommend Original

Evidence of your relationship with your spouse/de facto partner include a copy of your marriage certificate, Death certificate, Divorce Certificate, Separation Document or Statutory Declaration or other evidence of family composition.

> Relationship History Recommend Original

Relationship History: - how, when and where you first met - how the relationship developed - when you moved in together, got engaged or married - what you do together - time you spent apart - significant events in the relationship - your plans for the future

> Marriage Photographs Recommend Original

Evidence of Marriage Photographs performing the ceremony.

> Evidence of Sharing Finances

 Recommend  Certified

Finances Show how you and your partner share financial matters. You could give: - joint mortgage or lease documents - joint loan documents for major assets like homes, cars or major appliances - joint bank account statements - household bills in both names

◎ Visa Documents

> Visas and Residence Permits

 Recommend  Certified

You should provide with your application any documents or evidence that you think will support your claims for protection.

◎ Health Assessment

> Medical Examination

 Required  Original

The results of your health assessment are usually valid for 12 months. If we ask you to sign a health undertaking, they are valid for 6 months.

◎ Other Documents

> Curriculum Vitae or Resume

 Recommend  Original

Your curriculum vitae or résumé should include full employment and educational history, including dates and positions held.

CHILD APPLICANT

◎ Applicant's Personal Details

> Passport

 Required  Original

Current passport all Pages are required. Also include expired passports (showing your photograph)

> National Identity Document

 Recommend  Original



All applicants must provide a valid and current National Identity Card.

> Birth Certificate or Adoption Letter (if applicable)

 Recommend  Certified



For every dependant 18 years old or younger who are applying with you, provide: - Copies of birth certificates or the family book showing the names of both parents of all your dependent children - copies of the adoption paper, if applicable.

🕒 Evidence of Change of Name

> **Marriage Certificate or Deed Poll Certificate (Proof of change of name)**  Recommend  Original


If anyone in the application has changed his or her name, certified copies of documents verifying the name change. This might include a marriage or deed poll certificate or a certified copy of evidence of the name change.

🕒 Character Documents

> **Overseas Police Clearance Certificate**  Recommend  Original


DO NOT arrange the police checks until advised by the Department of Home Affairs (DHA). Department will advise you if they require your Police Certificates. If required, please provide: 1) An overseas police certificate from every country, including your home country, where you spent a total of 12 months or more in the last 10 years since you turned 16 2) Military service records or discharge papers if you served in the armed forces of any country

🕒 Visa Documents

> **Visas and Residence Permits**  Recommend  Certified

You should provide with your application any documents or evidence that you think will support your claims for protection.

🕒 Relationship Document

> **Relationship to the child documents**  Recommend  Original

You will need to give DHA: • birth certificate • marriage certificates • death certificates • adoption certificates • family status certificates or family books if officially issued and maintained If you are a step-parent, you must provide documents to show all of the following: • you were the partner of the child's parent • you have legal parental responsibility for the child • the child's biological or adoptive parentage • that the child is younger than 18 years of age

🕒 Health Assessment

> **Medical Examination**  Required  Original

The results of your health assessment are usually valid for 12 months. If we ask you to sign a health undertaking, they are valid for 6 months.

Disclaimer: The information contained in this document is provided for informational purposes only, and should not be construed as legal advice on any subject matter.